

# HOW TO SIGN UP FOR E-STATEMENTS

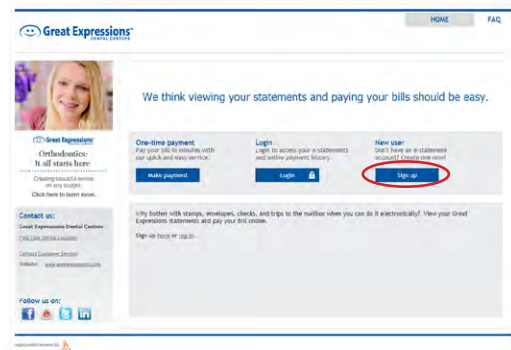
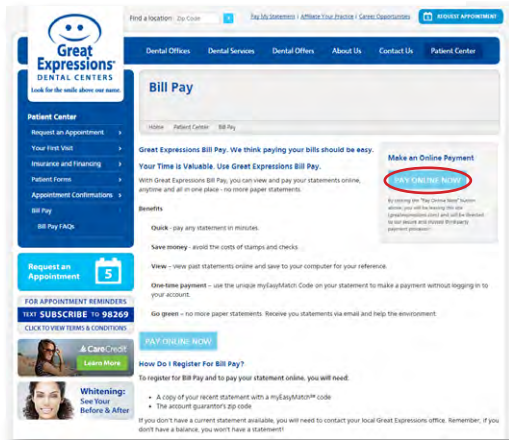
You will need a current copy of your Great Expressions statement with a myEasyMatch code.

Please detach and return top portion with payment.

Pay Online? Go to [greatexpressions.com/billpay](http://greatexpressions.com/billpay), click "Pay Online Now" then use your myEasyMatch Code below to make a payment.

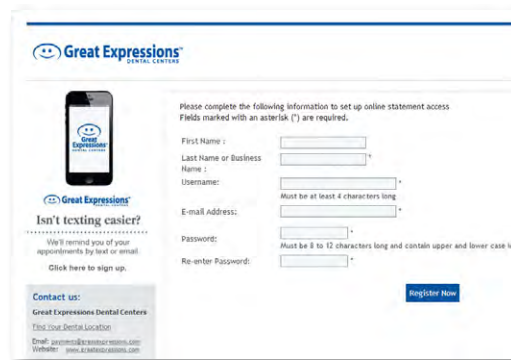
**myEasyMatch Code J-APEX-1234-XEPA**

DATE	DESCRIPTION	TTT	CHARGES	PAYMENTS ADJUSTMENTS	YOU OWE	INSURANCE ESTIMATED
<b>Detail For: JOSEPH APEX</b>						
		<b>Last Statement: 04/15/2013</b>		<b>Next Appt: MON., JUL. 22, 2013 @ 5:10 PM</b>		
12/26/2012	Previous Balance	15.40	0.00	0.00		
02/12/2013	PATIENT PAYMENT - THANK YOU		0.00	15.40		
02/12/2013	CROWN- HIGH NOBLE	14	759.00	0.00		
02/12/2013	PATIENT PAYMENT - THANK YOU		0.00	139.80		
03/06/2013	FAILED APPOINTMENT	00	.00	.00		



**1** Click the **Pay Online Now** button in the top right corner at [greatexpressions.com/billpay](http://greatexpressions.com/billpay).

**2** Click the **Sign Up** Button located under **New User** on the right-hand side



**3** Enter your **myEasyWatch** code and zip code found on your statement.

**4** You will need to create a username, password, and provide a valid email address.

**5** An activation code will be sent to the email you registered. To activate your E-Statements, simply click the activation link provided.