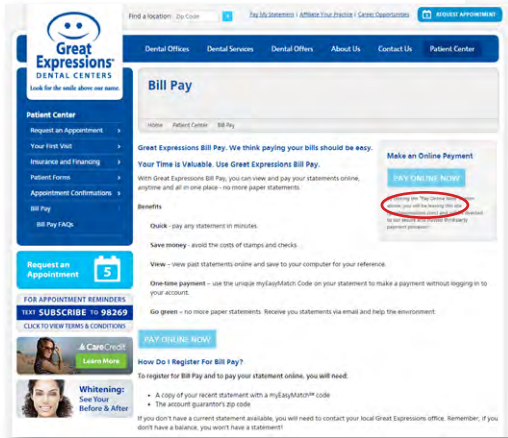
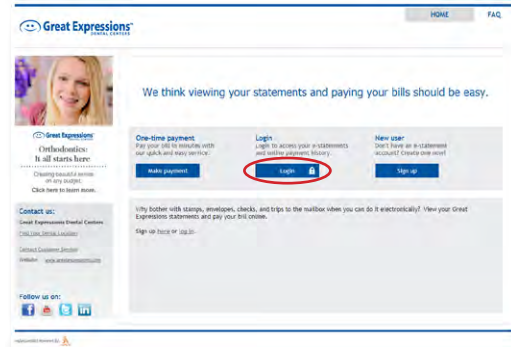


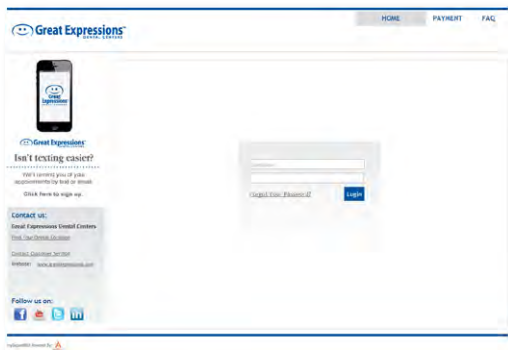
HOW TO MAKE AN ONLINE PAYMENT - FOR REGISTERED USERS



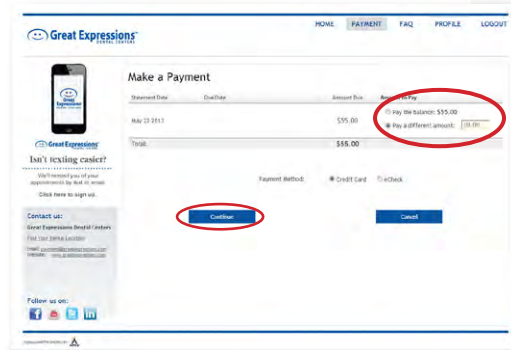
1 Click the **Pay Online Now** button in the top right corner at greatexpressions.com/billpay.



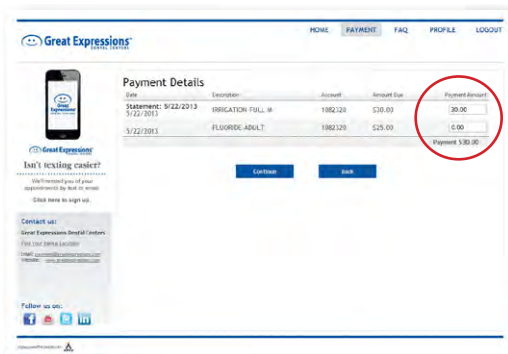
2 Click the **Login** Button under *Login* in the middle of the page.



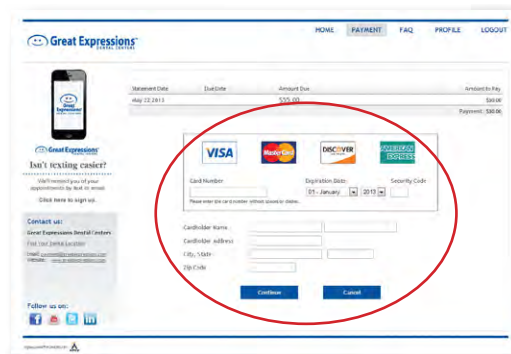
3 Log In utilizing your credentials.



4 Enter your payment amount and payment type: Credit Card or eCheck. Click **Continue**.



5 If you are paying less than the full balance, you will be prompted to select what service you would like to apply your payment to.



6 Enter your payment information and click Continue. You will receive a receipt to your email confirming payment. All payments will be processed within 3-5 business days.